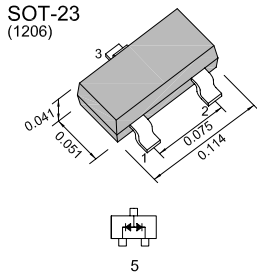


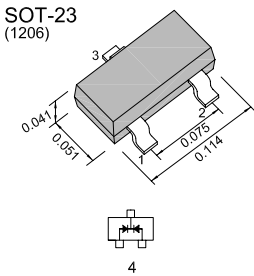
# SMD Zener Diodes (Three Terminals) - 300mW

# SMD Zener

300mW	Cross Reference	Marking Code	Nominal Zener Voltage @ I <sub>ZT</sub>			Test Current	Max. Zener Impedance (Ω)			Maximum Reverse Leakage Current I <sub>R</sub> @ V <sub>R</sub>		Package	Outline (Typ. in Inches)
			Nom.	Min.	Max.		Z <sub>ZT</sub> @ I <sub>ZT</sub>	Z <sub>ZK</sub> @ I <sub>ZK</sub>	I <sub>ZK</sub> (mA)	I <sub>R</sub> (μA)	V <sub>R</sub> (V)		
Part No.			V <sub>Z</sub> (V)	V <sub>Z</sub> (V)	V <sub>Z</sub> (V)	I <sub>ZT</sub> (mA)	Z <sub>ZT</sub> @ I <sub>ZT</sub>	Z <sub>ZK</sub> @ I <sub>ZK</sub>	I <sub>ZK</sub> (mA)	I <sub>R</sub> (μA)	V <sub>R</sub> (V)	7" Reel	
TZT2V4AW	-	DO	2.4	2.28	2.52	5.0	85	600	1.0	100	1.0	3000	
TZT2V7AW	-	DA	2.7	2.57	2.84	5.0	83	600	1.0	75	1.0		
TZT3V0AW	-	DB	3.0	2.85	3.15	5.0	95	600	1.0	50	1.0		
TZT3V3AW	-	DC	3.3	3.14	3.47	5.0	95	600	1.0	25	1.0		
TZT3V6AW	-	DD	3.6	3.42	3.78	5.0	95	600	1.0	15	1.0		
TZT3V9AW	-	DE	3.9	3.71	4.10	5.0	95	600	1.0	10	1.0		
TZT4V3AW	-	DF	4.3	4.09	4.52	5.0	95	600	1.0	5	1.0		
TZT4V7AW	-	DG	4.7	4.47	4.94	5.0	78	500	1.0	5	1.0		
TZT5V1AW	-	DH	5.1	4.85	5.36	5.0	60	480	1.0	0.1	0.8		
TZT5V6AW	-	DI	5.6	5.32	5.88	5.0	40	400	1.0	0.1	1.0		
TZT6V2AW	-	DJ	6.2	5.89	6.51	5.0	10	150	1.0	0.1	2.0		
TZT6V8AW	-	D11	6.8	6.46	7.14	5.0	8	80	1.0	0.1	3.0		
TZT7V5AW	-	D12	7.5	7.13	7.88	5.0	7	80	1.0	0.1	5.0		
TZT8V2AW	-	D13	8.2	7.79	8.61	5.0	7	80	1.0	0.1	6.0		
TZT8V7AW	-	D87	8.7	8.27	9.14	5.0	7	100	1.0	0.1	6.5		
TZT9V1AW	-	D14	9.1	8.65	9.56	5.0	10	100	1.0	0.1	7.0		
TZT10AW	-	D15	10	9.50	10.50	5.0	15	150	1.0	0.1	7.5		
TZT11AW	-	D16	11	10.45	11.55	5.0	20	150	1.0	0.1	8.5		
TZT12AW	-	D17	12	11.40	12.60	5.0	20	150	1.0	0.1	9.0		
TZT13AW	-	D18	13	12.35	13.65	5.0	25	170	1.0	0.1	10.0		
TZT14AW	-	DK	14	13.30	14.70	5.0	25	170	1.0	0.1	10.5		
TZT15AW	-	D19	15	14.25	15.75	5.0	30	200	1.0	0.1	11.0		
TZT16AW	-	D20	16	15.20	16.80	5.0	40	200	1.0	0.1	12.0		
TZT17AW	-	DL	17	16.15	17.85	5.0	40	200	1.0	0.1	13.0		
TZT18AW	-	D21	18	17.10	18.90	5.0	50	225	1.0	0.1	14.0		
TZT20AW	-	D22	20	19.00	21.00	5.0	50	225	1.0	0.1	15.0		
TZT22AW	-	D23	22	20.90	23.10	5.0	55	250	1.0	0.1	17.0		
TZT24AW	-	D24	24	22.80	25.20	5.0	80	250	1.0	0.1	18.0		
TZT27AW	-	D25	27	25.65	28.35	5.0	80	300	1.0	0.1	20.0		
TZT28AW	-	DM	28	26.60	29.40	5.0	80	300	1.0	0.1	22.0		
TZT30AW	-	D26	30	28.50	31.50	5.0	80	300	1.0	0.1	22.5		
TZT33AW	-	D27	33	31.35	34.65	5.0	80	325	1.0	0.1	25.0		
TZT36AW	-	D28	36	34.20	37.80	5.0	90	350	1.0	0.1	27.0		
TZT39AW	-	D29	39	37.05	40.95	5.0	90	350	1.0	0.1	29.0		
TZT43AW	-	D30	43	40.85	45.15	5.0	100	375	1.0	0.1	32.0		
TZT47AW	-	D31	47	44.65	49.35	5.0	100	375	1.0	0.1	35.0		
TZT51AW	-	D32	51	48.45	53.55	5.0	100	400	1.0	0.1	38.0		

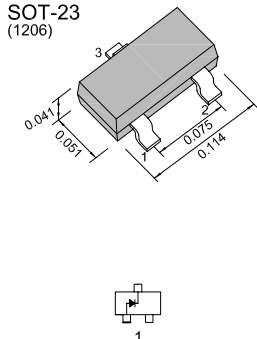
# SMD Zener Diodes (Three Terminals) - 300mW

# SMD Zener

300mW	Cross Reference	Marking Code	Nominal Zener Voltage @ $I_{ZT}$			Test Current	Max. Zener Impedance ( $\Omega$ )			Maximum Reverse Leakage Current $I_R$ @ $V_R$		Package	Outline (Typ. in Inches)
			Nom. $V_Z(V)$	Min. $V_Z(V)$	Max. $V_Z(V)$		$Z_{ZT}$ @ $I_{ZT}$	$Z_{ZK}$ @ $I_{ZK}$	$I_{ZK}$ (mA)	$I_R(\mu A)$	$V_R(V)$		
Part No.			$V_Z(V)$	$V_Z(V)$	$V_Z(V)$	$I_{ZT}(mA)$	$Z_{ZT}$ @ $I_{ZT}$	$Z_{ZK}$ @ $I_{ZK}$	$I_{ZK}$ (mA)	$I_R(\mu A)$	$V_R(V)$	7" Reel	
TZT2V4CW	DZ23C2V4	V0	2.4	2.28	2.52	5.0	85	600	1.0	100	1.0	3000	
TZT2V7CW	DZ23C2V7	V1	2.7	2.57	2.84	5.0	83	600	1.0	75	1.0		
TZT3V0CW	DZ23C3V0	V2	3.0	2.85	3.15	5.0	95	600	1.0	50	1.0		
TZT3V3CW	DZ23C3V3	V3	3.3	3.14	3.47	5.0	95	600	1.0	25	1.0		
TZT3V6CW	DZ23C3V6	V4	3.6	3.42	3.78	5.0	90	600	1.0	5.0	1.0		
TZT3V9CW	DZ23C3V9	V5	3.9	3.71	4.10	5.0	90	600	1.0	3.0	1.0		
TZT4V3CW	DZ23C4V3	V6	4.3	4.09	4.52	5.0	95	600	1.0	5.0	1.0		
TZT4V7CW	DZ23C4V7	V7	4.7	4.47	4.94	5.0	78	500	1.0	5.0	2.0		
TZT5V1CW	DZ23C5V1	V8	5.1	4.85	5.36	5.0	60	480	1.0	0.1	0.8		
TZT5V6CW	DZ23C5V6	V9	5.6	5.32	5.88	5.0	40	400	1.0	0.1	1.0		
TZT6V2CW	DZ23C6V2	V10	6.2	5.89	6.51	5.0	10	150	1.0	0.1	2.0		
TZT6V8CW	DZ23C6V8	V11	6.8	6.46	7.14	5.0	8	80	1.0	0.1	3.0		
TZT7V5CW	DZ23C7V5	V12	7.5	7.13	7.88	5.0	7	80	1.0	0.1	5.0		
TZT8V2CW	DZ23C8V2	V13	8.2	7.79	8.61	5.0	7	80	1.0	0.1	6.0		
TZT8V7CW	DZ23C8V7	V87	8.7	8.27	9.14	5.0	7	80	1.0	0.1	6.5		
TZT9V1CW	DZ23C9V1	V14	9.1	8.65	9.56	5.0	10	100	1.0	0.1	7.0		
TZT10CW	DZ23C10	V15	10	9.50	10.50	5.0	15	150	1.0	0.1	7.5		
TZT11CW	DZ23C11	V16	11	10.45	11.55	5.0	20	150	1.0	0.1	8.5		
TZT12CW	DZ23C12	V17	12	11.40	12.60	5.0	20	150	1.0	0.1	9.0		
TZT13CW	DZ23C13	V18	13	12.35	13.65	5.0	25	170	1.0	0.1	10.0		
TZT14CW	DZ23C14	VA	14	13.30	14.70	5.0	25	170	1.0	0.1	10.5		
TZT15CW	DZ23C15	V19	15	14.25	15.75	5.0	30	200	1.0	0.1	11.0		
TZT16CW	DZ23C16	V20	16	15.20	16.80	5.0	40	200	1.0	0.1	12.0		
TZT17CW	DZ23C17	VB	17	16.15	17.85	5.0	40	200	1.0	0.1	13.0		
TZT18CW	DZ23C18	V21	18	17.10	18.90	5.0	50	225	1.0	0.1	14.0		
TZT20CW	DZ23C20	V22	20	19.00	21.00	5.0	50	225	1.0	0.1	15.0		
TZT22CW	DZ23C22	V23	22	20.90	23.10	5.0	55	250	1.0	0.1	17.0		
TZT24CW	DZ23C24	V24	24	22.80	25.20	5.0	80	250	1.0	0.1	18.0		
TZT27CW	DZ23C27	V25	27	25.65	28.35	5.0	80	300	1.0	0.1	20.0		
TZT28CW	DZ23C28	VC	28	26.60	29.40	5.0	80	300	1.0	0.1	22.0		
TZT30CW	DZ23C30	V26	30	28.50	31.50	5.0	80	300	1.0	0.1	22.5		
TZT33CW	DZ23C33	V27	33	31.35	34.65	5.0	80	325	1.0	0.1	25.0		
TZT36CW	DZ23C36	V28	36	34.20	37.80	5.0	90	350	1.0	0.1	27.0		
TZT39CW	DZ23C39	V29	39	37.05	40.95	5.0	90	350	1.0	0.1	29.0		
TZT43CW	DZ23C43	V30	43	40.85	45.15	5.0	100	375	1.0	0.1	32.0		
TZT47CW	DZ23C47	V31	47	44.65	49.35	5.0	100	375	1.0	0.1	35.0		
TZT51CW	DZ23C51	V32	51	48.45	53.55	5.0	100	400	1.0	0.1	38.0		

# SMD Zener Diodes (Three Terminals) - 300mW

# SMD Zener

300mW	Cross Reference	Marking Code	Nominal Zener Voltage @ $I_{ZT}$			Test Current	Max. Zener Impedance ( $\Omega$ )			Maximum Reverse Leakage Current $I_R$ @ $V_R$		Package	Outline (Typ. in Inches)
			Nom.	Min.	Max.		$Z_{ZT}$ @ $I_{ZT}$	$Z_{ZK}$ @ $I_{ZK}$	$I_{ZK}$ (mA)	$I_R$ ( $\mu$ A)	$V_R$ (V)		
Part No.			$V_Z$ (V)	$V_Z$ (V)	$V_Z$ (V)	$I_{ZT}$ (mA)	$Z_{ZT}$ @ $I_{ZT}$	$Z_{ZK}$ @ $I_{ZK}$	$I_{ZK}$ (mA)	$I_R$ ( $\mu$ A)	$V_R$ (V)	7" Reel	
BZX84C2V4	-	Z11/W1	2.4	2.2	2.6	5.0	100	600	1.0	50.00	1.0	3000	
BZX84C2V7	-	Z12/W2	2.7	2.5	2.9	5.0	100	600	1.0	20.00	1.0		
BZX84C3V0	-	Z13/W3	3.0	2.8	3.2	5.0	95	600	1.0	10.00	1.0		
BZX84C3V3	-	Z14/W4	3.3	3.1	3.5	5.0	95	600	1.0	5.00	1.0		
BZX84C3V6	-	Z15/W5	3.6	3.4	3.8	5.0	90	600	1.0	5.00	1.0		
BZX84C3V9	-	Z16/W6	3.9	3.7	4.1	5.0	90	600	1.0	3.00	1.0		
BZX84C4V3	-	Z17/W7	4.3	4.0	4.6	5.0	90	600	1.0	3.00	1.0		
BZX84C4V7	-	Z1/W8	4.7	4.4	5.0	5.0	80	500	1.0	3.00	2.0		
BZX84C5V1	-	Z2/W9	5.1	4.8	5.4	5.0	60	480	1.0	2.00	2.0		
BZX84C5V6	-	Z3/WA	5.6	5.2	6.0	5.0	40	400	1.0	1.00	2.0		
BZX84C6V2	-	Z4/WB	6.2	5.8	6.6	5.0	10	150	1.0	3.00	4.0		
BZX84C6V8	-	Z5/WC	6.8	6.4	7.2	5.0	15	80	1.0	2.00	4.0		
BZX84C7V5	-	Z6/WD	7.5	7.0	7.9	5.0	15	80	1.0	1.00	5.0		
BZX84C8V2	-	Z7/WE	8.2	7.7	8.7	5.0	15	80	1.0	0.70	5.0		
BZX84C9V1	-	Z8/WF	9.1	8.5	9.6	5.0	15	100	1.0	0.50	6.0		
BZX84C10	-	Z9/WG	10	9.4	10.6	5.0	20	150	1.0	0.20	7.0		
BZX84C11	-	Y1/WH	11	10.4	11.6	5.0	20	150	1.0	0.10	8.0		
BZX84C12	-	Y2/WI	12	11.4	12.7	5.0	25	150	1.0	0.10	8.0		
BZX84C13	-	Y3/WK	13	12.4	14.1	5.0	30	170	1.0	0.10	8.0		
BZX84C15	-	Y4/WL	15	13.8	15.6	5.0	30	200	1.0	0.05	10.5		
BZX84C16	-	Y5/WM	16	15.3	17.1	5.0	40	200	1.0	0.05	11.2		
BZX84C18	-	Y6/WN	18	16.8	19.1	5.0	45	225	1.0	0.05	12.6		
BZX84C20	-	Y7/WO	20	18.8	21.2	5.0	55	225	1.0	0.05	14.0		
BZX84C22	-	Y8/WP	22	20.8	23.3	5.0	55	250	1.0	0.05	15.4		
BZX84C24	-	Y9/WR	24	22.8	25.6	5.0	70	250	1.0	0.05	16.8		
BZX84C27	-	Y10	27	25.1	28.9	2.0	80	300	0.5	0.05	18.9		
BZX84C30	-	Y11	30	28.0	32.0	2.0	80	300	0.5	0.05	21.0		
BZX84C33	-	Y12	33	31.0	35.0	2.0	80	325	0.5	0.05	23.1		
BZX84C36	-	Y13	36	34.0	38.0	2.0	90	350	0.5	0.05	25.2		
BZX84C39	-	Y14	39	37.0	41.0	2.0	130	350	0.5	0.05	27.3		
BZX84C43	-	Y15	43	40.0	46.0	2.0	150	375	0.5	0.05	30.1		
BZX84C47	-	Y16	47	44.0	50.0	2.0	170	375	0.5	0.05	32.9		
BZX84C51	-	Y17	51	48.0	54.0	2.0	180	400	0.5	0.05	35.7		
BZX84C56	-	Y18	56	52.0	60.0	2.0	200	425	0.5	0.05	39.2		
BZX84C62	-	Y19	62	58.0	66.0	2.0	215	450	0.5	0.05	43.4		
BZX84C68	-	Y20	68	64.0	72.0	2.0	240	475	0.5	0.05	47.6		
BZX84C75	-	Y21	75	70.0	79.0	2.0	255	500	0.5	0.05	52.5		

[www.s-manuals.com](http://www.s-manuals.com)